



2019 Caseload/Workload Study

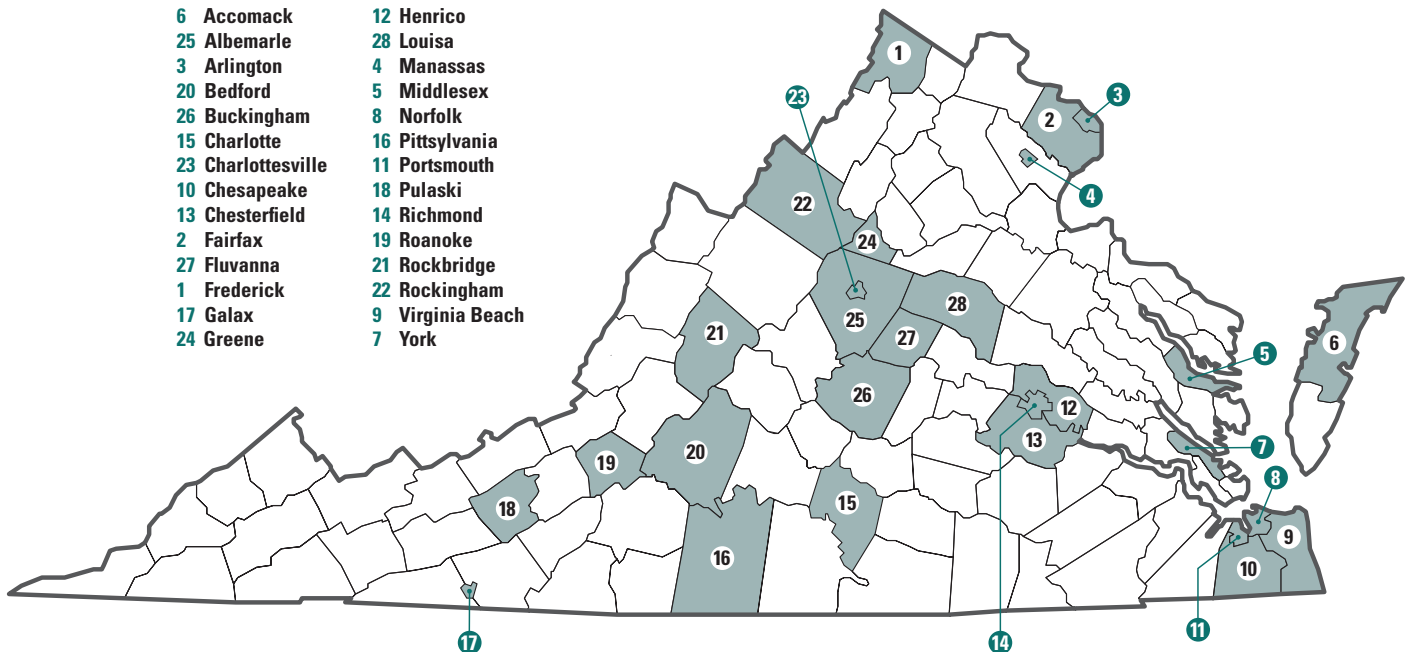
35 Speech Language Pathologists
 Representing **28** Virginia School Districts
Full-Time, School-Based
Serving Preschool to Post-High

The Study

Used ASHA's **Workload Calculator**,
 For 4 weeks (20 work days),
 Between November 1 and
 December 15, 2019.

PARTICIPANTS BY COUNTY

- | | |
|--------------------|------------------|
| 6 Accomack | 12 Henrico |
| 25 Albemarle | 28 Louisa |
| 3 Arlington | 4 Manassas |
| 20 Bedford | 5 Middlesex |
| 26 Buckingham | 8 Norfolk |
| 15 Charlotte | 16 Pittsylvania |
| 23 Charlottesville | 11 Portsmouth |
| 10 Chesapeake | 18 Pulaski |
| 13 Chesterfield | 14 Richmond |
| 2 Fairfax | 19 Roanoke |
| 27 Fluvanna | 21 Rockbridge |
| 1 Frederick | 22 Rockingham |
| 17 Galax | 9 Virginia Beach |
| 24 Greene | 7 York |



2019 Caseload/Workload Study

PARTICIPANT CASELOAD FACTS



Caseload definition: Number of students requiring speech-language services via an individualized education plan.

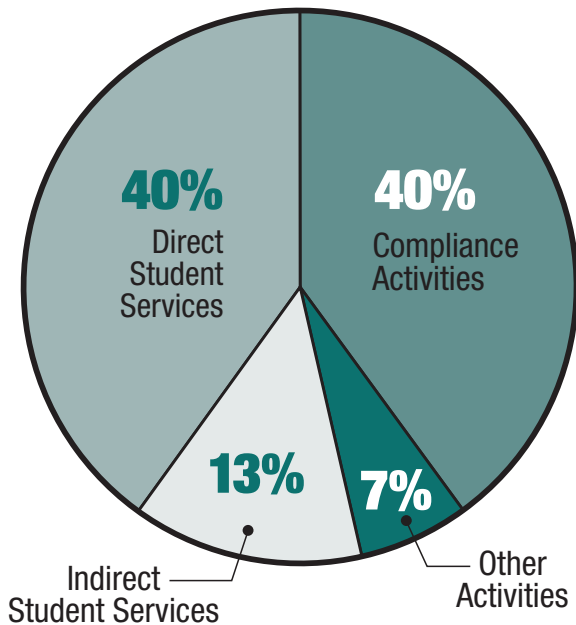
36 Average Contracted Week
Hours/Week

42 Average Work Week
Hours/Week

Up to **57** Work Week
Hours/Week



DISTRIBUTION OF WORK



2019 changes made to the Regulations Establishing Standards for Accrediting Public Schools in Virginia for school counselors requiring ‘each school counselor employed by a school board in a public elementary or secondary school to *spend at least 80 percent of his staff time during normal school hours in the direct counseling of individual students or groups of students.*’


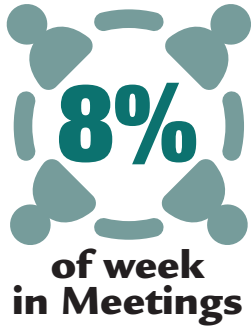
Amendment proposed to have the verbiage to include ‘on behalf of students’ (indirect services) in addition to direct counseling.

53% of the week in direct and indirect (on behalf of students) services.

40% is the paperwork and activities that support Federal, State and District Mandates and Case Management Duties.

7% is other activities including, district emails and phone calls.

COMPLIANCE ACTIVITIES



ADDITIONAL ACTIVITIES

Serve an average
of 2 schools



Range of 1 to 7 schools served by one SLP

Average of **3%** each week
spent traveling.



Compensation
for travel:

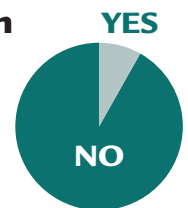


Range of 1% - 23% traveling
between assigned schools



43% of
participants have
caseloads over
Virginia cap of 68

Compensation
for serving
68+
students
with IEPs



85%

of participants
have additional
duties* beyond
caseload

*such as leadership team,
school committees, Virginia
Tiered Systems of Supports



5.7%
of week lesson
planning and
special student
preparation

According to
8VAC 20-131-5,
teachers are provided
7%-10%
a week for planning
(at least 30 min/day
for elementary; at least
45 min/day middle
and high school)